



TAKE CARE OF TEXAS: EDUCATOR MATERIALS

HANDOUT

How to Recycle





Name: _____ Date: _____

Instructions

Many items can be made into new products when they are recycled.
Match each product from the word bank to the recycled material that it was made from. Products cannot be used more than once.

Word Bank

Soda cans
Appliances
Siding for a house
Pipes
Ready meal packages
Window frames
Paper towels
Paper plates
Airplane parts
Writing paper
Reflective beads
on roadways
Fiberglass
Cereal boxes
Bath and facial tissue
Park benches
Playground equipment
Bicycles
Lawn furniture
Plastic bottles
Chocolate bar wrapping
Steel cans
Rain gutters
Building insulation
Trash can liners
Construction beams
Decorative tile
Plant pots
Auto parts
Clothing
Glass bottles or jars

Recycled Material	New Products
Aluminum Cans 	
Glass Containers 	
Junk Mail 	
Plastics 	
Steel Food Cans 