



TAKE CARE OF TEXAS: EDUCATOR MATERIALS

# WORKSHEET

## How to Recycle





Name: \_\_\_\_\_ Date: \_\_\_\_\_

### Instructions:

Many items can be made into new products when they are recycled. Match each product from the word bank to the recycled material that it was made from. Products cannot be used more than once.

### Word Bank:

- Soda cans
- Appliances
- Siding for a house
- Pipes
- Ready meal packages
- Window frames
- Paper towels
- Paper plates
- Airplane parts
- Writing paper
- Reflective beads on roadways
- Fiberglass
- Cereal boxes
- Bath and facial tissue
- Park benches
- Playground equipment
- Bicycles
- Lawn furniture
- Plastic bottles
- Chocolate bar wrapping
- Steel cans
- Rain gutters
- Building insulation
- Trash can liners
- Construction beams
- Decorative tile
- Plant pots
- Auto parts
- Clothing
- Glass bottles or jars

Recycled Material	New Products
<p>Aluminum Cans</p> 	
<p>Glass Containers</p> 	
<p>Junk Mail</p> 	
<p>Plastics</p> 	
<p>Steel Food Cans</p> 